

SAVE PLANET EARTH


WITH **WENDY**
THE WASTE TRUCK




HEY KIDS!

I'm Wendy the Waste Truck and I
need your help protecting the planet!


Help me complete these tasks
to earn your official planet
protector badge!







WHERE DOES ALL THE GARBAGE GO?

A truck, similar to Wendy, brings the garbage to a landfill.

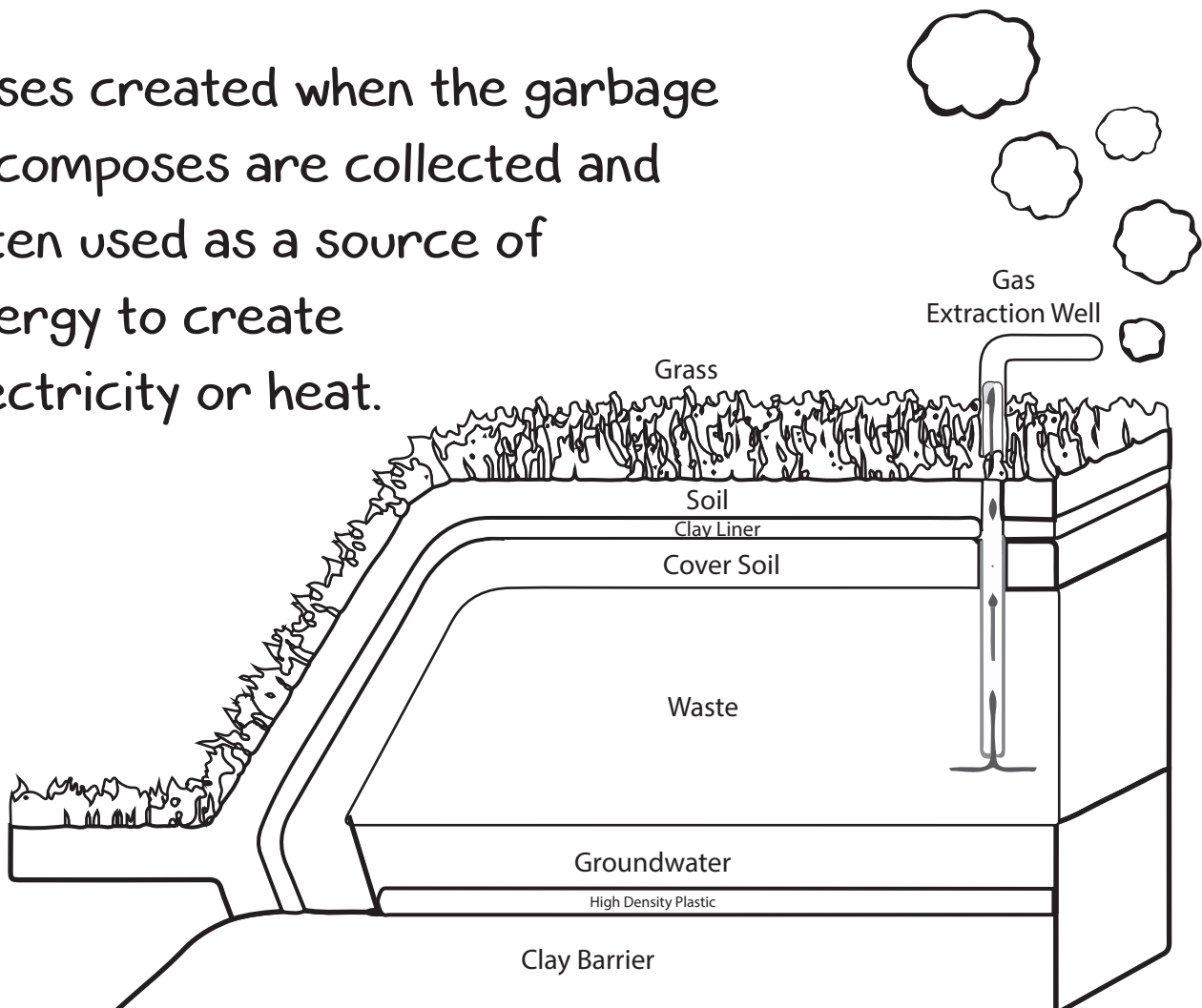


WHAT IS A LANDFILL?





Landfills are large areas of land that are carefully planned and prepared for garbage. The bottom of the landfill has a special barrier or liner to contain all of the garbage and liquid. When new garbage is added, it is compacted down and covered with dirt daily.

Gases created when the garbage decomposes are collected and often used as a source of energy to create electricity or heat.




When a landfill is closed, parks and golf courses are often built on top of them.



We are quickly running out of space to put new landfills, which means soon there won't be anywhere to bring the garbage.



SO, WHAT CAN WE DO WITH ALL OF OUR GARBAGE?



Help me unscramble the words
below to find out.

ACTIVITY TIME



E C E R D U

S U R E E

Y C R E E C L

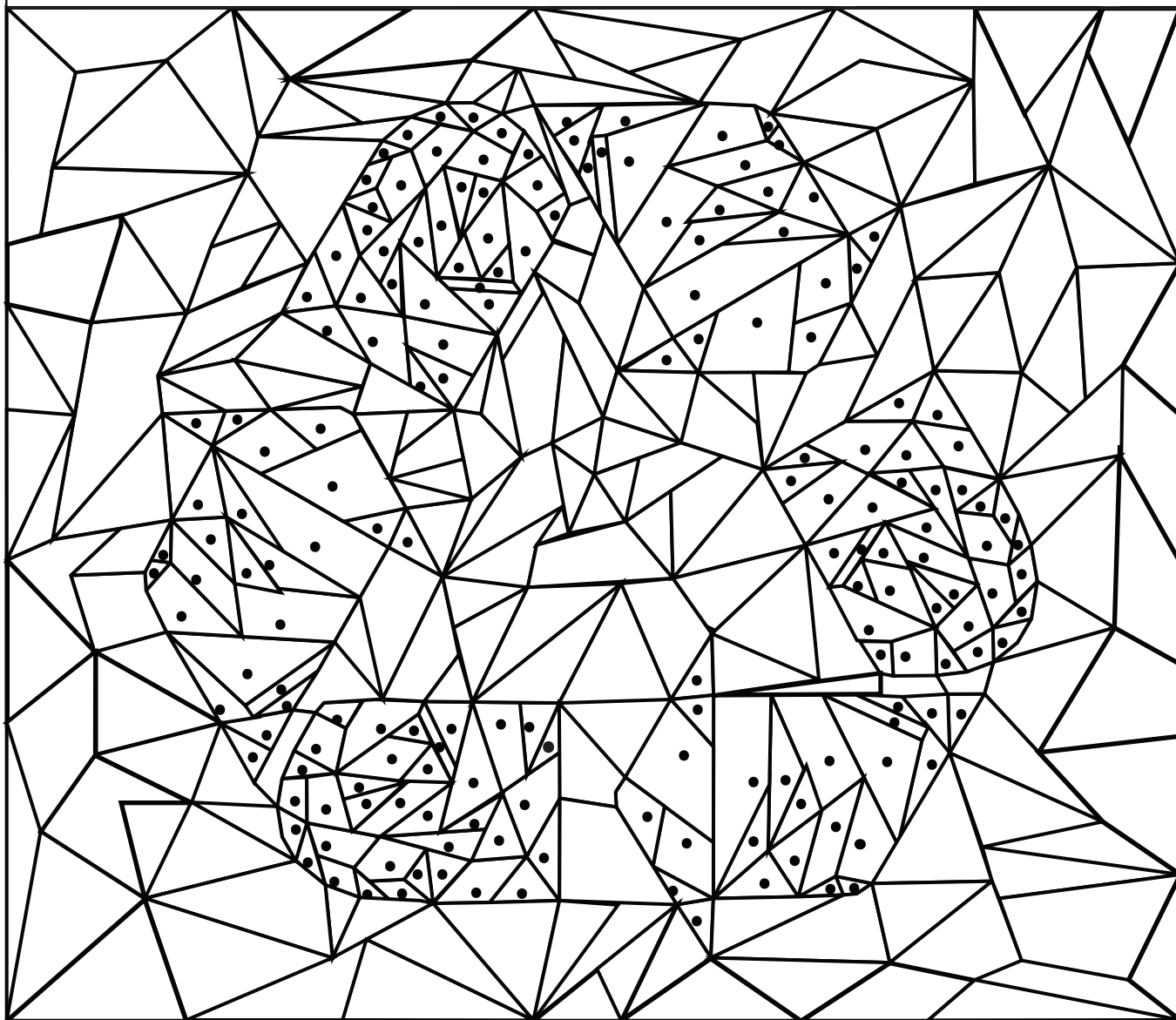


Recycling means we take old used products and make them into a new product. This is great because less garbage goes into the landfill. It also helps save natural resources like trees, water, air and fuel.

ACTIVITY TIME

How can I tell if something is recyclable?
Recyclable items carry a special symbol.

Fill in the shapes with a dot to reveal the symbol.



ACTIVITY TIME

Sort out the recyclables below!

Circle the items that you can put in the recycle bin and put an 'X' on those items that belong in the trash.




YES


Paper
Cardboard
Aluminum
Tin
Glass Bottles
Plastic Containers
Newspaper

NO



Food
Tires
Light Bulbs
Plastic Bags
Pizza Boxes



ACTIVITY TIME

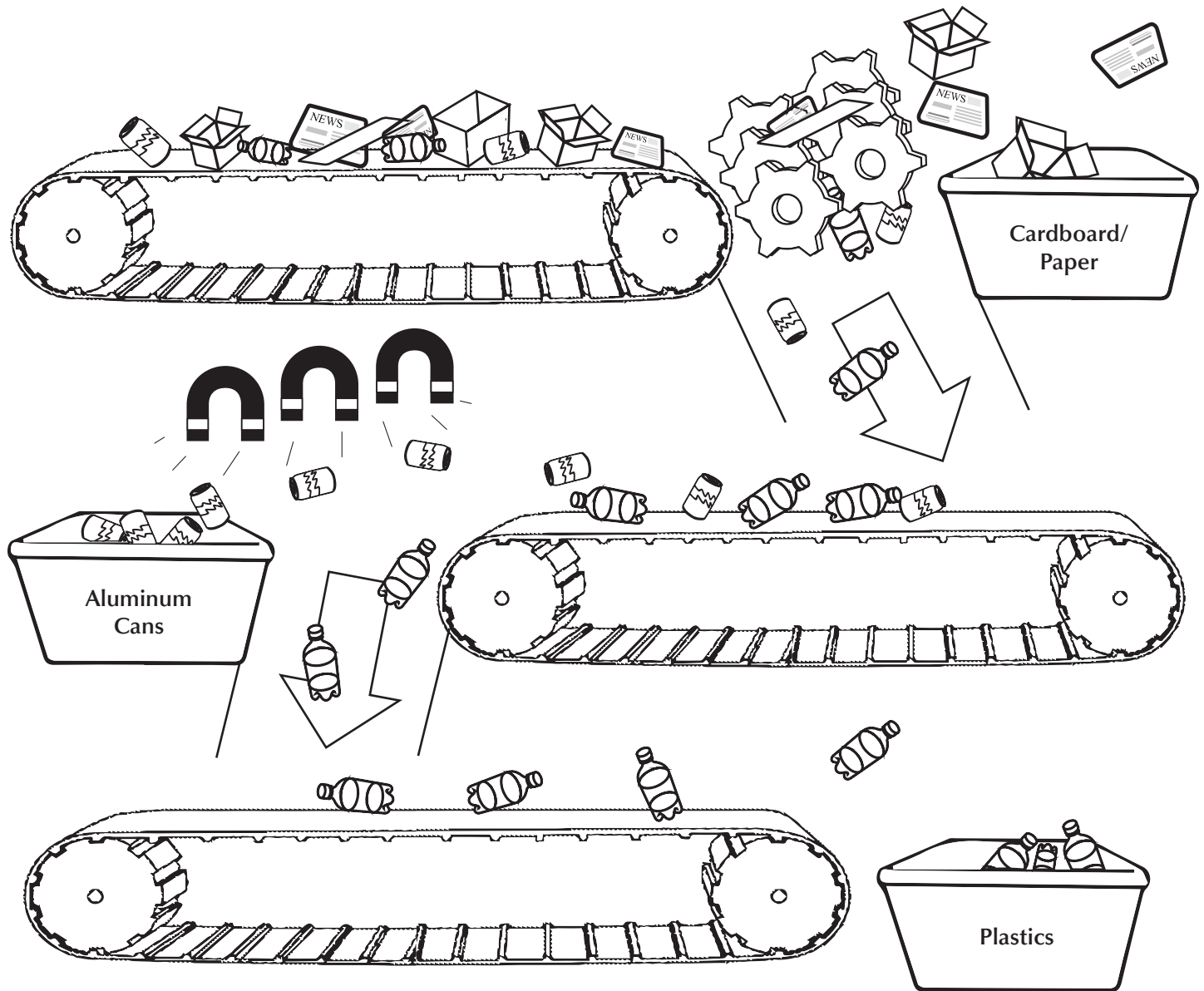


Can you help me get these recyclable items to the recycling center?



WHAT HAPPENS TO RECYCLABLES?

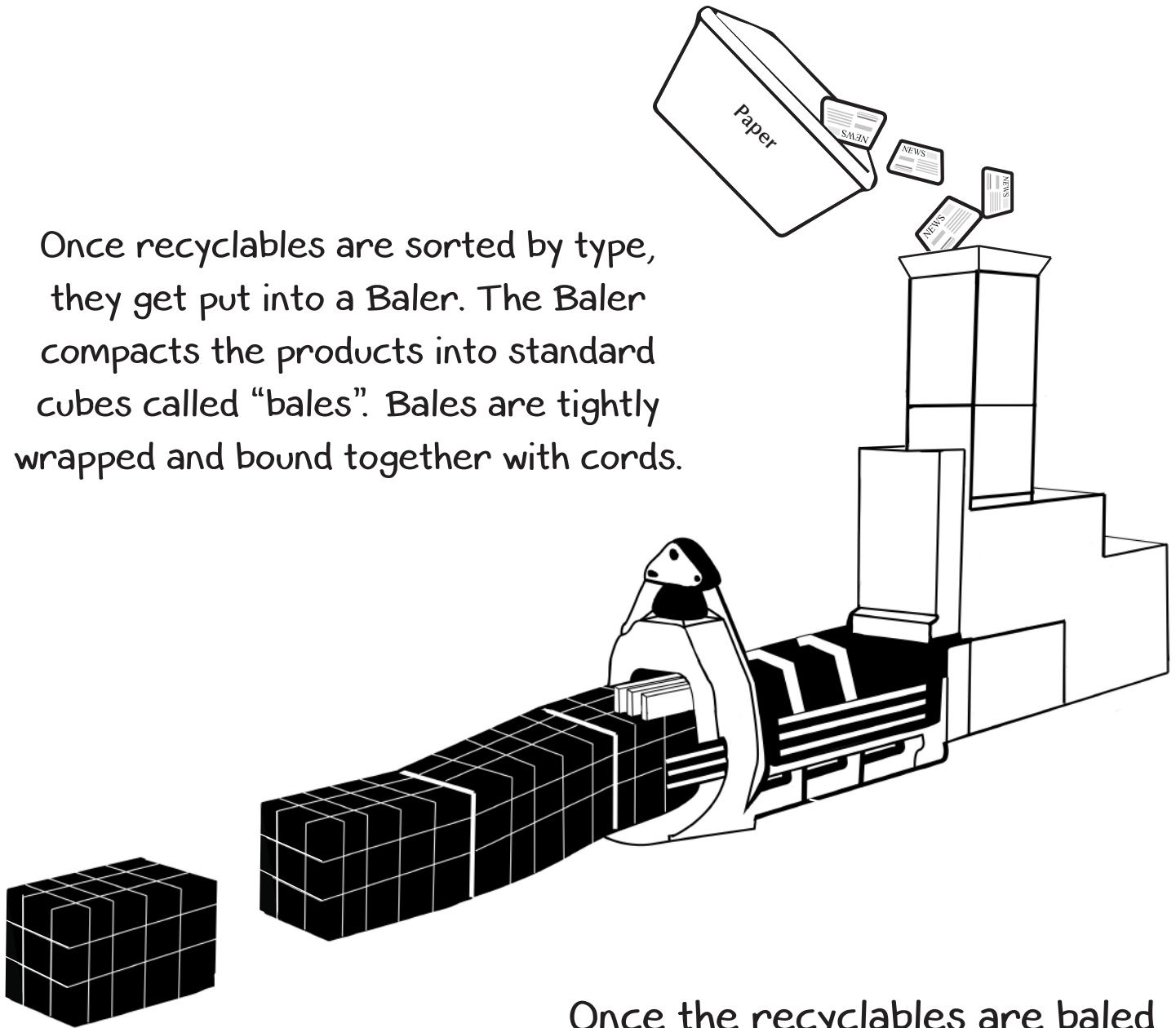
At the recycling center, recyclables are sorted using conveyor belts, rubber stars, manual hand sorters, magnets and optical sorting machines.




Tech Byte

Sorting machines use Eddy Currents, to repel aluminum with a magnet as it moves along the conveyor belt.

Once recyclables are sorted by type, they get put into a Baler. The Baler compacts the products into standard cubes called “bales”. Bales are tightly wrapped and bound together with cords.




Once the recyclables are baled, the material is shipped to facilities that turn them into new products again.



ACTIVITY TIME

Please help match the old products with the new products.

Draw a line from the item on the left to the new product you think it gets recycled into on the right.



Park Bench

Baseball Bat

Carpet

Playground

Yarn


Shirt

Glass Bottle

Bike

Paper Bags

ACTIVITY TIME



Find the items in the word list below so we can continue our recycling journey!

These words are all important to your mission of protecting the planet!



WORD LIST

GARBAGE

RECYCLING

TRUCK

MRF

WASTE

LANDFILL

NATURAL GAS


CNG

WENDY

REDUCE


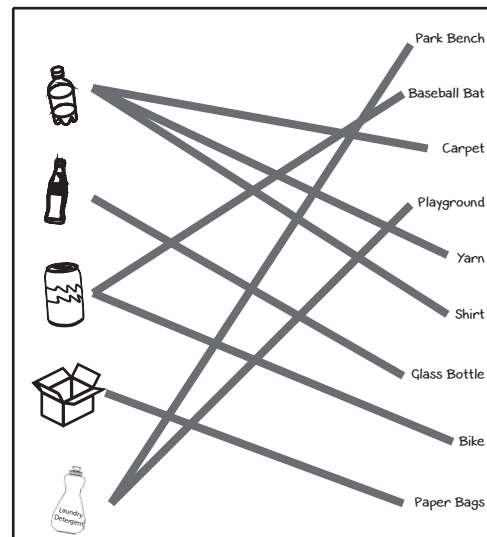

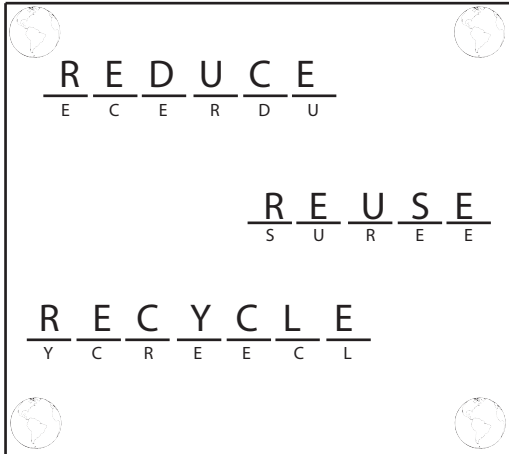
REUSE

C	E	W	R	P	S	Z	S	N	G	R	T	K	T	M
O	V	G	M	Y	H	F	U	Y	E	Z	M	J	B	R
A	K	W	A	D	E	R	V	C	C	G	E	O	K	F
U	D	F	J	B	L	S	Y	T	R	U	C	K	X	B
G	A	J	Y	E	R	C	X	R	J	H	P	C	W	O
Y	T	Y	M	P	L	A	Q	Y	S	S	V	J	T	E
F	C	K	Q	I	U	M	G	W	O	A	W	N	M	S
E	W	C	N	V	Y	M	N	T	O	G	F	P	R	U
W	A	G	L	L	I	F	D	N	A	L	C	V	K	E
R	N	K	R	E	P	K	G	E	N	A	Q	N	Q	R
W	R	M	T	R	P	F	C	I	M	R	K	K	G	F
S	F	S	R	N	Q	F	M	R	S	U	P	T	Z	V
F	A	D	L	W	E	N	D	Y	I	T	Z	Z	K	P
W	S	L	J	V	P	F	Z	K	U	A	Y	F	Z	U
C	H	G	R	E	D	U	C	E	J	N	H	D	Y	Y




Make sure to practice what you've learned in this book
at home, as well as in the classroom!

ANSWER KEY



C	E	W	R	P	S	Z	S	N	G	R	T	K	T	M
O	V	G	M	Y	H	F	U	Y	E	Z	M	J	B	R
A	K	W	A	D	E	R	V	C	C	G	E	O	K	F
U	D	F	J	B	L	S	Y	T	R	U	C	K	X	B
G	A	J	Y	E	R	C	X	R	J	H	P	C	W	O
Y	T	Y	M	P	L	A	Q	Y	S	S	V	J	T	E
F	C	K	Q	I	U	M	G	W	O	A	W	N	M	S
E	W	C	N	V	Y	M	N	T	O	G	F	P	R	U
W	A	G	L	L	I	F	D	N	A	L	C	V	K	E
R	N	K	R	E	P	K	G	E	N	A	Q	N	Q	R
W	R	M	T	R	P	F	C	I	M	R	K	K	G	F
S	F	S	R	N	Q	F	M	R	S	U	P	T	Z	V
F	A	D	L	W	E	N	D	Y	I	T	Z	Z	K	P
W	S	L	J	V	P	F	Z	K	U	A	Y	F	Z	U
C	H	G	R	E	D	U	C	E	J	N	H	D	Y	Y



YOU DID IT!

You have completed your task!
You are an official planet
protector. Wear your
new badge proudly!

TIPS FOR SUCCESSFUL RECYCLING

- Please do not put recyclables in plastic grocery bags.
- Leave bottle caps on.
- Shredded paper is not accepted in our facility. Due to its size, it ends up with the glass pieces and cannot be recycled.
- Pizza boxes and used paper plates are not recyclable.
- Please gently rinse out containers.
- Check our Hard to Handle page @ www.mydisposal.com for more recycling and disposal options.

