

become a
planet
protector



Coloring & Activity Book


mydisposal.com/kids

planet protectors

Hey Kids!

*I'm Wendy the Waste Truck and I need
your help protecting the planet!*

*Help me complete these tasks to earn your
official planet protector badge!*




Where does all the garbage go?





Each week, trucks just like me stop by your house to collect garbage.







We bring it to a place called a landfill.





What is a landfill?



Landfills are large areas of land that are carefully planned and prepared for garbage. When new garbage is added, it is smashed down and covered with dirt each day.




The bottom of the landfill has a special barrier or liner to contain all of the garbage and liquid.




On average, every person throws away 4.5 pounds of garbage each day. That's a lot of garbage! Landfills are quickly filling up and garbage is causing pollution.



When a landfill is closed, parks and golf courses are often built on top of them.

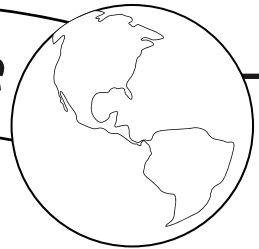


So, what can we do with all of our garbage?



Help me unscramble the words below to help protect the planet .

Activity Time



E C E R D U


S U R E E

Y C R E E C L

What is recycling?

Recycling is when we take used products and turn them into something new. This means less garbage goes into the landfill, which helps reduce pollution. Recycling also helps save natural resources like trees, water, air and oil.



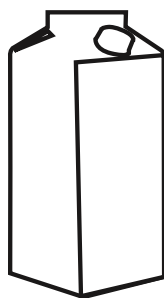




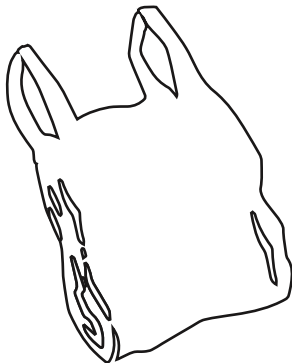


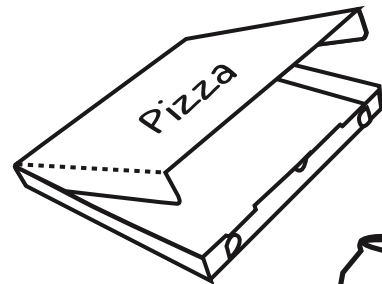


How can I tell if something can be recycled?
Recyclable items carry a special symbol.
Fill in the shapes with a dot to reveal the symbol.



Activity Time

Sort out the recyclables below!

Circle the items that you can put in the recycle bin and put an 'X' on those items that belong in the trash.



Yes

Paper
Cardboard
Aluminum

Tin Cans
Glass Bottles
Plastic Containers

Newspaper
Milk Jugs
Cartons

No

Food
Toys
Straws

Light Bulbs
Plastic Bags
Pizza Boxes



Activity Time



Can you help me get these recyclable items to the recycling center?



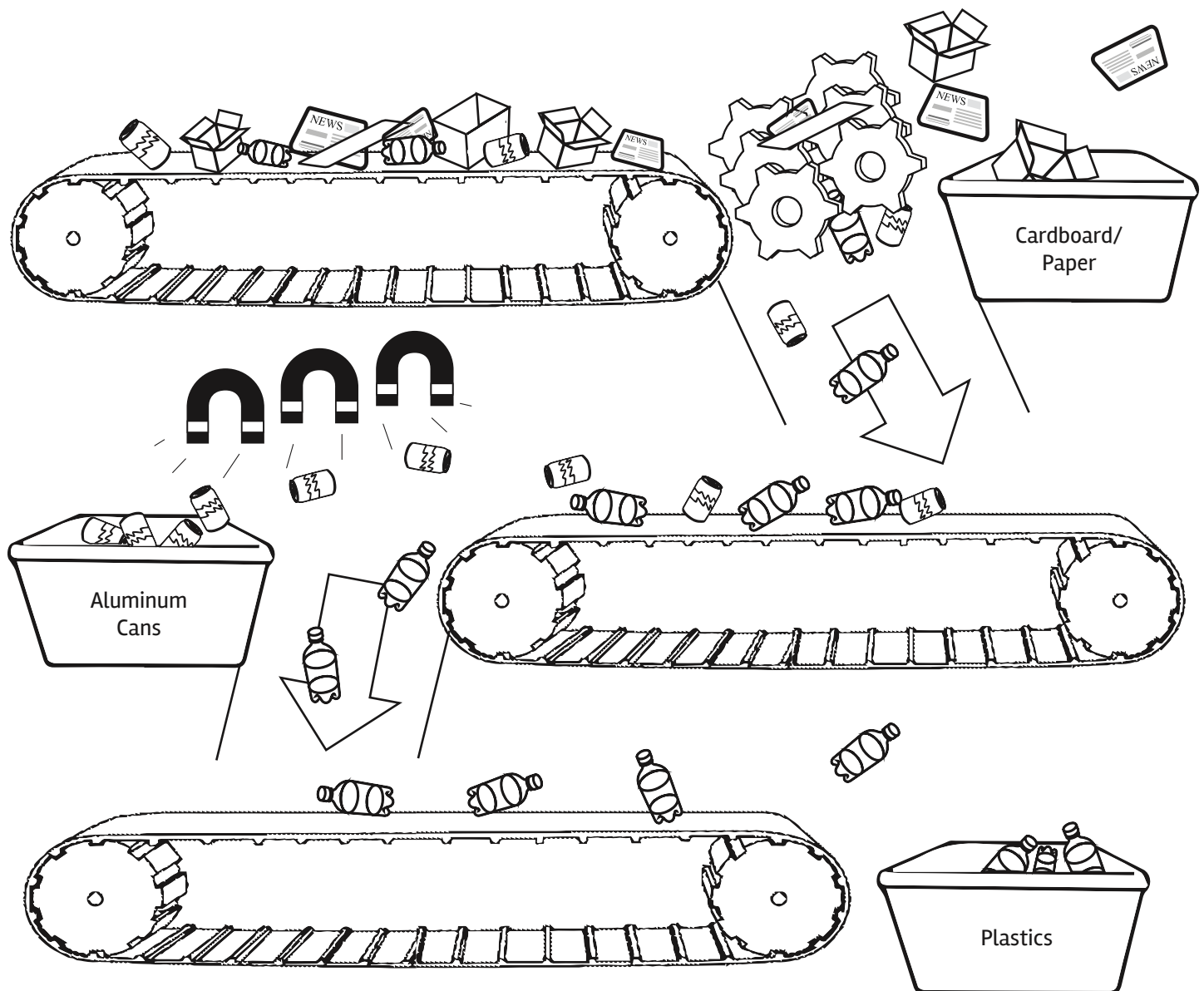
Start here



You made it!

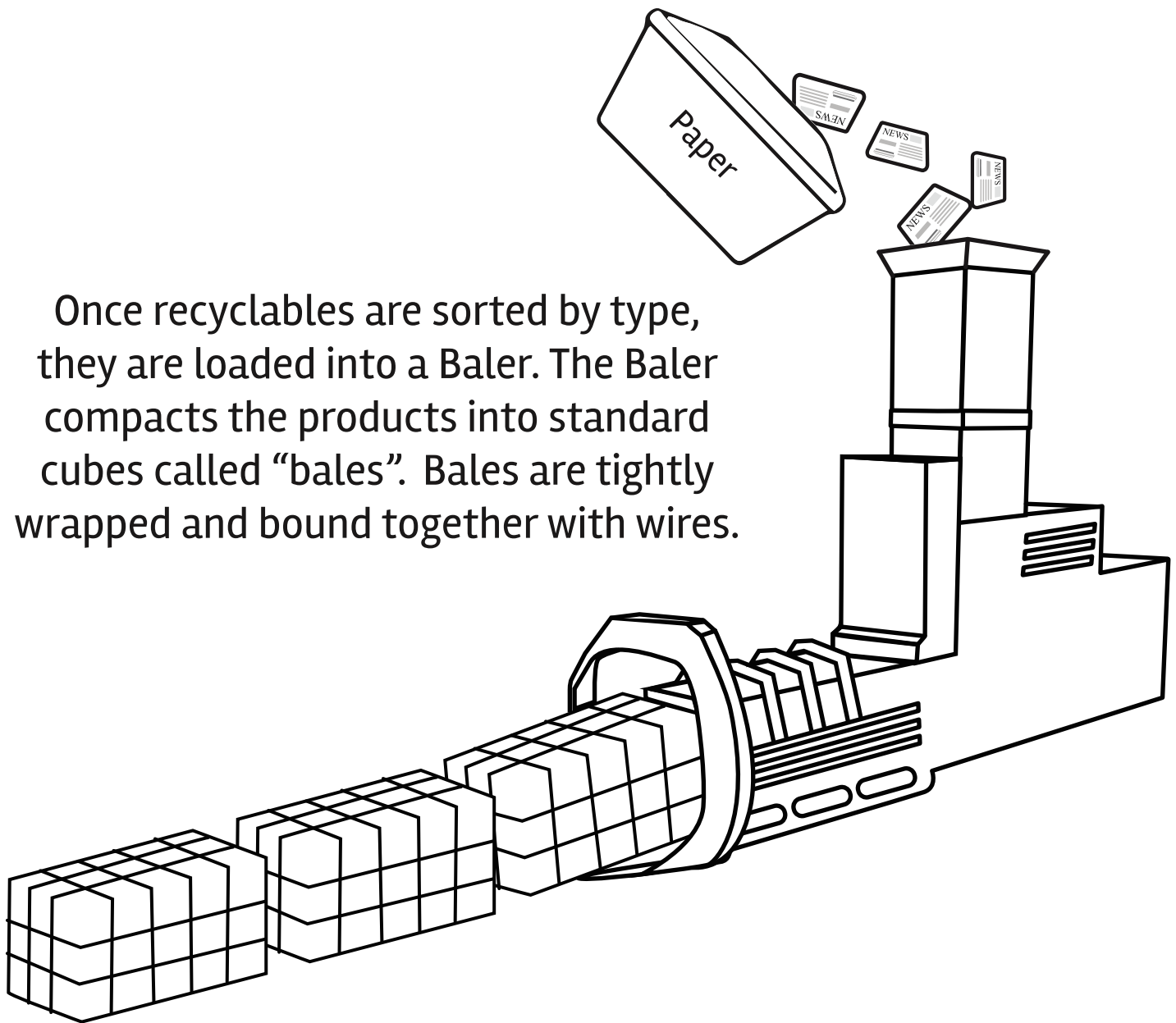
What happens at the recycling center?

Recyclables are sorted using conveyor belts, screens, magnets, optical sorting machines and people.




Tech Byte

Sorting machines use Eddy Currents, to repel aluminum with a magnetic force as it moves along the conveyor belt.







Once recyclables are sorted by type, they are loaded into a Baler. The Baler compacts the products into standard cubes called “bales”. Bales are tightly wrapped and bound together with wires.

Bales are shipped to facilities across the country that turn them into new products like these.



Activity Time

Match the old products with the new products.
Draw a line from the item on the left to the
new product on the right.



Park Bench

Baseball Bat

Carpet

Playground

Yarn

Shirt

Glass Bottle

Bike


Paper Bags

Activity Time



Find the items in the word list below to continue our recycling journey!

These words are all important to our mission of protecting the planet!



WORD LIST

GARBAGE

RECYCLING

TRUCK

MRF

WASTE

LANDFILL

NATURAL GAS

CNG

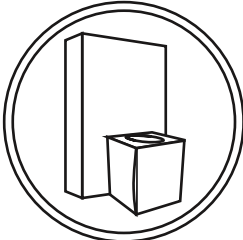





WENDY

REDUCE

REUSE

C	E	W	R	P	S	Z	S	N	G	R	T	K	T	M
O	V	G	M	Y	H	F	U	Y	E	Z	M	J	B	R
A	K	W	A	D	E	R	V	C	C	G	E	O	K	F
U	D	F	J	B	L	S	Y	T	R	U	C	K	X	B
G	A	J	Y	E	R	C	X	R	J	H	P	C	W	O
Y	T	Y	M	P	L	A	Q	Y	S	S	V	J	T	E
F	C	K	Q	I	U	M	G	W	O	A	W	N	M	S
E	W	C	N	V	Y	M	N	T	O	G	F	P	R	U
W	A	G	L	L	I	F	D	N	A	L	C	V	K	E
R	N	K	R	E	P	K	G	E	N	A	Q	N	Q	R
W	R	M	T	R	P	F	C	I	M	R	K	K	G	F
S	F	S	R	N	Q	F	M	R	S	U	P	T	Z	V
F	A	D	L	W	E	N	D	Y	I	T	Z	Z	K	P
W	S	L	J	V	P	F	Z	K	U	A	Y	F	Z	U
C	H	G	R	E	D	U	C	E	J	N	H	D	Y	Y

Make sure to practice what you've learned in this book at home, as well as in the classroom!


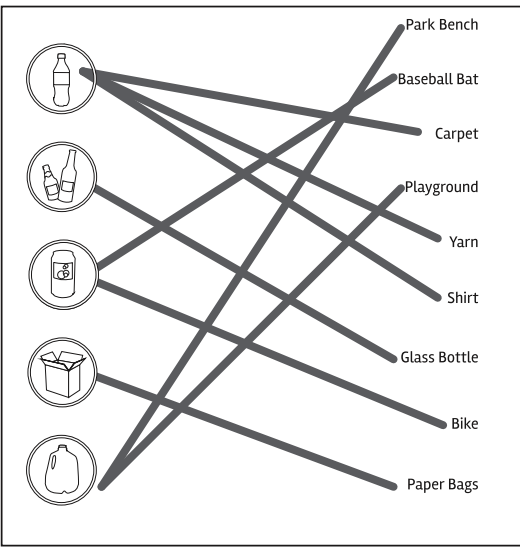
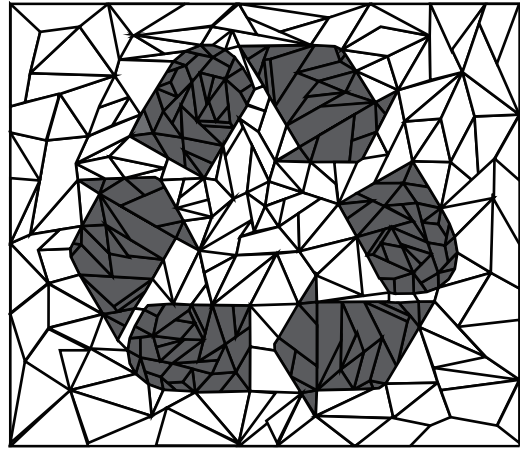


Answer Key

R E D U C E
 E C E R D U

R E U S E
 S U R E E

R E C Y C L E
 Y C R E E C L




C	E	W	R	P	S	Z	S	N	G	R	T	K	T	M
O	V	G	M	Y	H	F	U	Y	E	Z	M	J	B	R
A	K	W	A	D	E	R	V	C	C	G	E	O	K	F
U	D	F	J	B	L	S	Y	T	R	U	C	K	X	B
G	A	J	Y	E	R	C	X	R	J	H	P	C	W	O
Y	T	Y	M	P	L	A	Q	Y	S	S	V	J	T	E
F	C	K	O	I	U	M	G	W	O	A	W	N	M	S
E	W	C	N	V	Y	M	N	T	O	G	F	P	R	U
W	A	G	L	L	I	F	D	N	A	L	C	V	K	E
R	N	K	R	E	P	K	G	E	N	A	Q	N	Q	R
W	R	M	T	R	P	F	C	I	M	R	K	K	G	F
S	F	S	R	N	Q	F	M	R	S	U	P	T	Z	V
F	A	D	L	W	E	N	D	Y	I	T	Z	Z	K	P
W	S	L	J	V	P	F	Z	K	U	A	Y	F	Z	U
C	H	G	R	E	D	U	C	E	J	N	H	D	Y	



You Did It!

You have completed your task!
You are an official Planet
Protector. Wear your
new badge proudly and tell
others about recycling!



CURBSIDE RECYCLING

ACCEPTED ITEMS



Aluminum, Tin & Metal Cans



Plastic Bottles & Containers



Glass Bottles & Jars



Cartons - Milk, Juice, Broth, Soup & Other



File Folders, Office Paper, Envelopes



Junk Mail, Glossy Paper, Magazines



Flattened Cardboard Boxes



Paperboard Boxes - Cereal, Tissue & Frozen Food Boxes



Newspapers, Catalogs, Phone Books, Paper Bags

NOT ACCEPTED

PLASTIC:

Plastic Bread/Storage Bags
Large Storage Bins
Plastic Wrap
Snack Bags
(chips, fruit snacks, etc.)
Flex Packaging
(baby food pouches, fruit snack pouches, etc.)
CD, DVD Packaging
Bubble Wrap
Plastic Silverware
Motor Oil Containers
Clothes Hangers
Straws

PAPER:

Self Stick Labels
Used Paper Plates
Tissue Paper
Gum / Candy Wrappers
Waxed Paper
Paper Cups
Paper Towels
GLASS:
Light Bulbs
Mirrors, Window Glass
Dishes / Drinking Glasses

CARTONS:

Foam Egg Cartons
Ice Cream Cartons

METAL:

Large Scrap Metal
Aerosol Cans

OTHER:

Diapers
Wood
Yard Waste

You might be surprised to learn that these items are not accepted:

Plastic Bags
Greasy Pizza Boxes
Aerosol Cans
Electronics and TV's
Shredded Paper
Batteries
Styrofoam
Solo Cups
Prescription Bottles
Garden Hoses
Christmas Lights

QUICK TIPS

- Please do not put recyclables in plastic grocery bags
- Leave your bottle caps on empty bottles
- Please gently rinse or wipe your containers